


WITHDRAWABLE CIRCUIT BREAKER WITH GUIDE
FRAME 3-POLE, SIZE II, IEC IN=3200A TO 690V,
AC50/60HZ ICU=80KA AT 500V REAR CONNECTION
HORIZONTAL



Model		
Product brand name		SENTRON
Product designation		ACB
Design of the auxiliary switch		2 NO + 2 NC
Design of the operating mechanism		Pushbutton
Type of the driving mechanism		Manual operating mechanism with mechanical closing
Type of the driving mechanism / motor drive		No
Design of the overcurrent release		ETU27B

General technical data		
Number of poles		3
Size of the circuit-breaker		2
Electrical endurance (switching cycles) / typical		15 000
Usage category		B
circuit-breaker / Design		3WL1232
Mechanical service life (switching cycles) / typical		15 000

Voltage		
Rated insulation voltage U_i	V	1 000

Protection class		
Protection class IP		IP20
Protective function of the overcurrent release		LSING

Dissipation		
Power loss [W]		
<ul style="list-style-type: none"> for rated value of the current / at AC / in hot operating state / per pole 	W	236.7
<ul style="list-style-type: none"> maximum 	W	710

Electricity		
Operating current / at 45 °C / rated value	A	3 200
Continuous current / rated value	A	3 200
Adjustable pick-up value current		
<ul style="list-style-type: none"> of the current-dependent overload release / Full-scale value 	A	3 200
<ul style="list-style-type: none"> of instantaneous short-circuit trip unit / initial value 	A	50 000
<ul style="list-style-type: none"> of instantaneous short-circuit trip unit / Full-scale value 	A	50 000
Short-time current resistance (I_{cw})		
<ul style="list-style-type: none"> limited to 0.5 s / rated value 	kA	80
<ul style="list-style-type: none"> limited to 2 s / rated value 	kA	46
<ul style="list-style-type: none"> limited to 3 s / rated value 	kA	44

Main circuit

Operating frequency		
• 1 / rated value	Hz	50
• 2 / rated value	Hz	60
Operating voltage		
• at AC / at 50/60 Hz / rated value	V	690
Operating current		
• at 40 °C / rated value	A	3 200
• at 50 °C / rated value	A	3 200
• at 55 °C / rated value	A	3 200
• at 60 °C / rated value	A	3 020
• at 65 °C / rated value	A	3 020
• at 70 °C / rated value	A	2 870

Auxiliary circuit

Number of NC contacts / for auxiliary contacts		2
Number of NO contacts / for auxiliary contacts		2

Suitability

Suitability for use		Plant / motor protection
----------------------------	--	--------------------------

Adjustable parameters

Adjustable pick-up value current / of the current-dependent overload release / initial value	A	1 280
---	---	-------

Product details

Product component		
• Trip indicator		Yes
• Voltage trigger		No
• undervoltage release		No
Product extension / optional / motor drive		Yes

Product function

Product function		
• Ground fault protection		Yes
• Phase failure detection		Yes

Display and operation

Display version		without display
------------------------	--	-----------------

Short circuit

Operational short-circuit current breaking capacity (Ics)		
• at 415 V / rated value	kA	80
• at 500 V / rated value	kA	80
• at 690 V / rated value	kA	75
Maximum short-circuit current breaking capacity (Icu)		
• at 415 V / rated value	kA	80

• at 500 V / rated value	kA	80
• at 690 V / rated value	kA	75
Short-time current resistance (I_{cw}) / limited to 1 s / rated value	kA	66

Connections

Arrangement of electrical connectors / for main current circuit		Main terminal on the rear horizontal
Type of electrical connection / for main current circuit		busbar connection

Mechanical Design





Height	mm	465.5
Width	mm	460
Depth	mm	456
Mounting type		drawer unit






Environmental conditions

Ambient temperature		
• during operation / minimum	°C	-20
• during operation / maximum	°C	70
• during storage / minimum	°C	-40
• during storage / maximum	°C	70

Certificates

Equipment marking		
• acc. to DIN EN 61346-2		Q
• acc. to DIN EN 81346-2		Q

General Product Approval		Declaration of Conformity	Test Certificates		Shipping Approval
			Special Test Certificate	Miscellaneous	
CCC	VDE	EG-Konf.			ABS

Shipping Approval					other
					Environmental Confirmations
BUREAU VERITAS	GL	LRS	PRS	RMRS	

other
Miscellaneous

Further information

Industry Mall (Online ordering system)

<https://mall.industry.siemens.com/mall/en/en/Catalog/product?mlfb=3WL1232-3DG36-1AA2>

Service&Support (Manuals, Certificates, Characteristics, FAQs,...)

<https://support.industry.siemens.com/cs/ww/en/ps/3WL1232-3DG36-1AA2>

Image database (product images, 2D dimension drawings, 3D models, device circuit diagrams, ...)

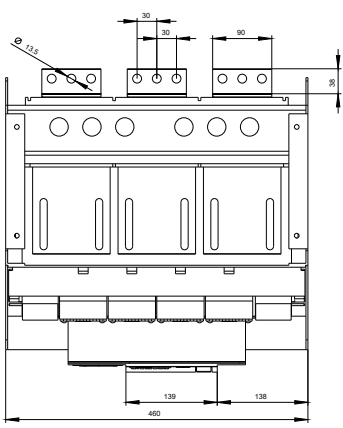
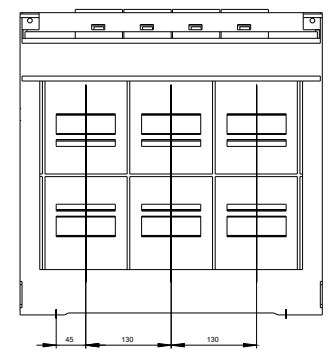
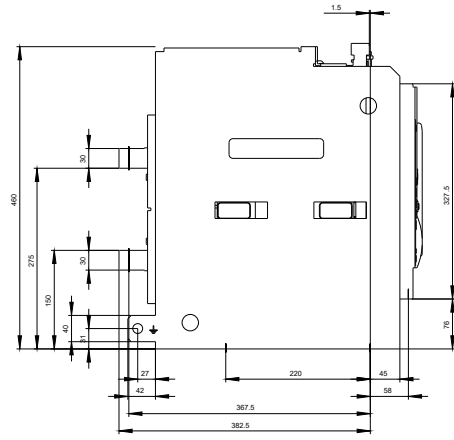
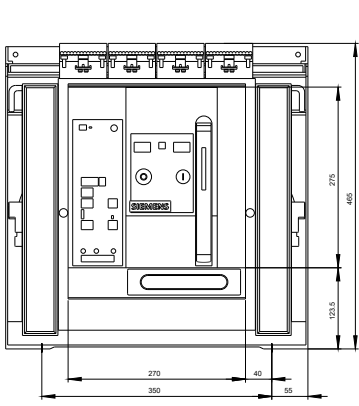
http://www.automation.siemens.com/bilddb/cax_en.aspx?mlfb=3WL1232-3DG36-1AA2

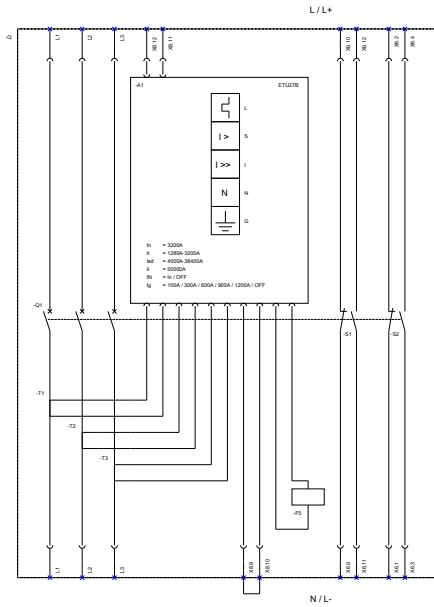
CAX-Online-Generator

<http://www.siemens.com/cax>

Tender specifications

<http://www.siemens.com/specifications>





L: Long Time Delay / Überlastschutz; S: Short Time Delay / Kurzschlusschutz, kurzzeitverzögert;
 I: Instantaneous / Kurzschlusschutz, unverzögert; N: Neutral Protection / Neutralleitschutz;
 G: Ground Fault Protection / Erdschutzschutz; FS: (Möglichkeit für Igg-vert.) Auslösestromwert; S1 - S2 (Auxiliary switch / Hilfschalter)

last modified:

11/10/2017