

CIRCUIT-BREAKER VL 1250N STANDARD
 BREAKING CAPACITY ICU=55KA / 415 V AC 3 POLE,
 LINE PROTECTION ELECTRONIC TRIP UNIT ETU20,
 LSI IN=1000A, RATED CURRENT IR=400-1000A,
 OVERLOAD ISD=1,5TO10XIR, II=11XIN SHORT-
 CIRCUIT

Model		
Type of the driving mechanism / motor drive		No
Design of the overcurrent release		ETU20
General technical data		
Number of poles		3
Size of the circuit-breaker		3VL7
Electrical endurance (switching cycles) / typical		1 500
Usage category		A
Performance class for circuit breaker		N
Mechanical service life (switching cycles) / typical		3 000
Equipment marking / acc. to DIN 40719 extended according to IEC 204-2 / acc. to IEC 750		Q
Operating frequency / maximum	1/s	30
Voltage		
Rated operational voltage Ue / max.	V	690
Insulation voltage		
• rated value	V	800
• at AC / rated value	V	800

Surge voltage resistance / rated value	kV	8
----------------------------------------	----	---

Protection class

Protection class IP		IP20
Protective function of the overcurrent release		LSI

Electricity

Continuous current / rated value	A	1 000
Derating temperature / for the rated value of the continuous current	°C	50
Adjustable response value current		
<ul style="list-style-type: none"> • of the current-dependent overload release / Full-scale value 	A	1 000
<ul style="list-style-type: none"> • of the instantaneous short-circuit release / initial value 	A	11 000
<ul style="list-style-type: none"> • of the instantaneous short-circuit release / Full-scale value 	A	11 000

Main circuit

Operating frequency		
<ul style="list-style-type: none"> • 1 / rated value 	Hz	50
<ul style="list-style-type: none"> • 2 / rated value 	Hz	60
Operating voltage		
<ul style="list-style-type: none"> • for main current circuit / at AC / at 50 Hz / maximum 	V	690
<ul style="list-style-type: none"> • for main current circuit / at AC / at 60 Hz / maximum 	V	690
Operating current		
<ul style="list-style-type: none"> • at 40 °C / rated value 	A	1 000
<ul style="list-style-type: none"> • at 50 °C / rated value 	A	1 000
<ul style="list-style-type: none"> • at 55 °C / rated value 	A	950
<ul style="list-style-type: none"> • at 60 °C / rated value 	A	950
<ul style="list-style-type: none"> • at 65 °C / rated value 	A	800
<ul style="list-style-type: none"> • at 70 °C / rated value 	A	800

Auxiliary circuit

Number of CO contacts / for auxiliary contacts		0
Number of NC contacts / for auxiliary contacts		0
Number of NO contacts / for auxiliary contacts		0

Suitability

Suitability for use		system/generator protection
----------------------------	--	-----------------------------

Adjustable parameters

Adjustable response value current / of the current-dependent overload release / initial value	A	40
------------------------------------------------------------------------------------------------------	---	----

Product details

Product component		
• Trip indicator		No
• Auxiliary switch		No
• Voltage trigger		No
• undervoltage release		No
• undervoltage release with leading contact		No
Product expansion / optional / motor drive		Yes

Product function

Product function		
• of the thermal overload release		adjustable
• Ground fault protection		No
• for neutral conductors / Short-circuit and overload proof		No
• Overload protection		Yes

Short circuit

Operational short-circuit current breaking capacity (Ics)		
• at 240 V / rated value	kA	35
• at 415 V / rated value	kA	28
• at 500 V / rated value	kA	20
• at 690 V / rated value	kA	10
Maximum short-circuit current breaking capacity (Icu)		
• at 240 V / rated value	kA	65
• at 415 V / rated value	kA	55
• at 440 V / rated value	kA	35
• at 480 V / acc. to NEMA / rated value	kA	25
• at 500 V / rated value	kA	25
• at 600 V / acc. to NEMA / rated value	kA	20
• at 690 V / rated value	kA	20

Connections

Arrangement of electrical connectors / for main current circuit		front side
Type of connectable conductor cross-sections		
• for auxiliary contacts		
— solid		0.75 ... 1.5 mm ²
— finely stranded / with core end processing		0,75 ... 1.0 mm ²
Type of electrical connection / for main current circuit		screw-type terminals

Mechanical Design

Height	mm	406.5
Width	mm	228.5
Depth	mm	333.5

Mounting type	fixed mounting
---------------	----------------

Environmental conditions

Ambient temperature		
• during operation / minimum	°C	-25
• during operation / maximum	°C	70
• during storage / minimum	°C	-40
• during storage / maximum	°C	80






Certificates

Certificate of suitability	IEC, standard switching capacity (N)
Equipment marking	Q
• acc. to DIN EN 61346-2	

General Product Approval

 CCC	 CSA	sonstig	 EAC	TSE	 C-TICK
------------------------------------------------------------------------------------------	------------------------------------------------------------------------------------------	-------------------------	------------------------------------------------------------------------------------------	---------------------	-----------------------------------------------------------------------------------------------

Declaration of Conformity	Test Certificates	Shipping Approval
----------------------------------	--------------------------	--------------------------

 EG-Konf.	spezielle Prüfbescheinigung n	 DNV	 GL	 RINA	 RMRS
-------------------------------------------------------------------------------------------------	------------------------------------------------------------------	-------------------------------------------------------------------------------------------	-------------------------------------------------------------------------------------------	----------------------------------------------------------------------------------------------	----------------------------------------------------------------------------------------------

other

sonstig	Bestätigungen	Umweltbestätigung
-------------------------	-------------------------------	-----------------------------------

Further information

- Information- and Downloadcenter (Catalogs, Brochures,...)**
<http://www.siemens.com/lowvoltage/catalogs>
- Industry Mall (Online ordering system)**
<https://eb.automation.siemens.com/mall/en/WW/Catalog/Product/3VL77101SE360AA0>
- Service&Support (Manuals, Certificates, Characteristics, FAQs,...)**
<http://support.automation.siemens.com/WW/view/en/3VL77101SE360AA0/all>
- Image database (product images, 2D dimension drawings, 3D models, device circuit diagrams, ...)**
http://www.automation.siemens.com/bilddb/cax_en.aspx?mlfb=3VL77101SE360AA0
- CAX-Online-Generator**
<http://www.siemens.com/cax>
- Tender specifications**
<http://ausschreibungstexte.siemens.com/tiplv>

last modified:

11.12.2015