



CIRCUIT-BREAKER, SIZE S2, FOR MOTOR PROTECTION, CLASS 20, A-RELEASE 28...40 A, N-RELEASE 520 A, SCREW CONNECTION, STANDARD BREAKING CAPACITY

Figure similar

product brand name	SIRIUS
Product designation	circuit breaker
Design of the product	for motor protection

General technical data:

Product expansion	
• Auxiliary switch	Yes
Active power loss total typical	20 W
Surge voltage resistance Rated value	6 000 V
Protection class IP	
• on the front	IP20
Mechanical service life (switching cycles)	
• of the main contacts typical	50 000

Ambient conditions:

Installation altitude at height above sea level maximum	2 000 m
Ambient temperature	
• during operation	-20 ... +60 °C
• during storage	-50 ... +80 °C
• during transport	-50 ... +80 °C

Main circuit:

Adjustable response value current of the current-dependent overload release	28 ... 40 A
Operating voltage	
• Rated value	690 V

<ul style="list-style-type: none"> • at AC-3 Rated value maximum 	690 V
Operating current	
<ul style="list-style-type: none"> • at AC-3 <ul style="list-style-type: none"> — at 400 V Rated value 	40 A
Operating power	
<ul style="list-style-type: none"> • at AC-3 <ul style="list-style-type: none"> — at 400 V Rated value 	18.5 kW
Operating frequency	
<ul style="list-style-type: none"> • at AC-3 maximum 	15 1/h

Auxiliary circuit:

Number of CO contacts	
<ul style="list-style-type: none"> • for auxiliary contacts 	0

Protective and monitoring functions:

Trip class	CLASS 20
Maximum short-circuit current breaking capacity (Icu)	
<ul style="list-style-type: none"> • at AC at 240 V Rated value 	100 kA
<ul style="list-style-type: none"> • with AC at 400 V Rated value 	50 kA
<ul style="list-style-type: none"> • at AC at 500 V Rated value 	10 kA
<ul style="list-style-type: none"> • at AC at 690 V Rated value 	4 kA

Short-circuit:

Design of the overcurrent release and short-circuit release	thermomagnetic
--------------------------------------------------------------------	----------------

Installation/ mounting/ dimensions:

mounting position	any
Mounting type	screw and snap-on mounting onto 35 mm standard mounting rail according to DIN EN 50022
Height	140 mm
Width	55 mm
Depth	149 mm
Required spacing	
<ul style="list-style-type: none"> • with side-by-side mounting <ul style="list-style-type: none"> — Backwards 	0 mm
<ul style="list-style-type: none"> — at the side 	0 mm

Connections/ Terminals:






Product function	
<ul style="list-style-type: none"> • removable terminal for auxiliary and control circuit 	No
Type of electrical connection	
<ul style="list-style-type: none"> • for main current circuit 	screw-type terminals with box terminals
<ul style="list-style-type: none"> • for auxiliary and control current circuit 	screw-type terminals





Arrangement of electrical connectors for main current circuit	front side
Type of connectable conductor cross-section	
<ul style="list-style-type: none"> • for main contacts <ul style="list-style-type: none"> — solid — stranded — finely stranded with core end processing • for AWG conductors for main contacts 	<p>2x (0.75 ... 16 mm²)</p> <p>2x (0.75 ... 25 mm²), 1x (0.75 ... 35 mm²)</p> <p>2x (0.75 ... 16 mm²), 0.75 ... 25 mm²</p> <p>2x (18 ... 2), 1x (18 ... 2)</p>


Mechanical data:

Size of the circuit-breaker	S2
-----------------------------	----

Certificates/ approvals:

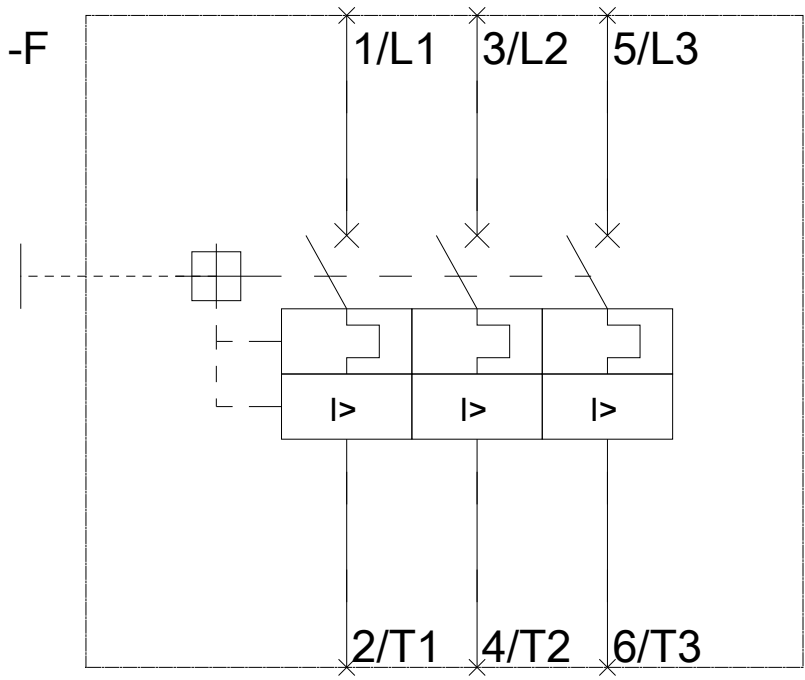
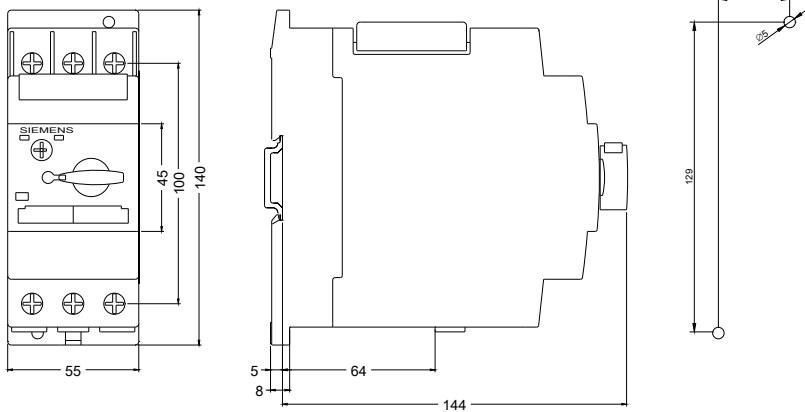
General Product Approval	Declaration of Conformity	Test Certificates	Shipping Approval
 CCC	 CSA	 EAC	 EG-Konf.
		spezielle Prüfbescheinigung n	 ABS

Shipping Approval	other
 BUREAU VERITAS	 DNV
 GL	 RMRS
	Umweltbestätigung sonstig

other
Bestätigungen  VDE

Further information

- Information- and Downloadcenter (Catalogs, Brochures,...)**
<http://www.siemens.com/industrial-controls/catalogs>
- Industry Mall (Online ordering system)**
<http://www.siemens.com/industrymall>
- Cax online generator**
<http://support.automation.siemens.com/WW/CAXorder/default.aspx?lang=en&mlfb=3RV10314FB10>
- Service&Support (Manuals, Certificates, Characteristics, FAQs,...)**
<https://support.industry.siemens.com/cs/ww/en/ps/3RV10314FB10>
- Image database (product images, 2D dimension drawings, 3D models, device circuit diagrams, EPLAN macros, ...)**
http://www.automation.siemens.com/bilddb/cax_de.aspx?mlfb=3RV10314FB10&lang=en



last modified:

29.06.2015