



CONTACTOR, AC-3 4 KW/400 V, 1 NO,  
AC 110 V, 50/60 HZ, 3-POLE, SIZE S00,  
SCREW CONNECTION

Mobile: 00989122160416

00989124094952

Office: 00982136610286

00982136610801

### General details:

<b>product brand name</b>		SIRIUS
<b>product designation</b>		power contactor
<b>Size of the contactor</b>		S00
<b>Protection class IP / on the front</b>		IP20
<b>Degree of pollution</b>		3
<b>Installation altitude / at a height over sea level / maximum</b>	m	2,000
<b>Ambient temperature / during operating</b>	°C	-25 ... +60
<b>Active power loss / per conductor / typical</b>	W	0.7
<b>Item designation</b>		
<ul style="list-style-type: none"> <li>• according to DIN EN 61346-2</li> <li>• according to DIN 40719 extendable after IEC 204-2 / according to IEC 750</li> </ul>		Q K
<b>Mechanical operating cycles as operating time</b>		
<ul style="list-style-type: none"> <li>• of the contactor / typical</li> <li>• of the contactor with added auxiliary switch block / typical</li> <li>• of the contactor with added electronics-compatible auxiliary switch block / typical</li> </ul>		30,000,000 10,000,000 5,000,000

### Main circuit:

<b>Number of poles / for main current circuit</b>		3
---	--	---

<b>Number of NC contacts / for main contacts</b>		0
<b>Number of NO contacts / for main contacts</b>		3
<b>Operating current / at AC-1 / at 400 V / at 40 °C ambient temperature / rated value</b>	A	22
<b>Operating current / at AC-1 / at 400 V / at 60 °C ambient temperature / rated value</b>	A	20
<b>Operating current</b>		
• at AC-3 / at 400 V / rated value	A	9
• with 1 current path		
• at DC-1		
• at 24 V / rated value	A	20
• at 110 V / rated value	A	2.1
• at DC-3 / at DC-5		
• at 24 V / rated value	A	20
• at 110 V / rated value	A	0.15
• with 2 current paths in series		
• at DC-1		
• at 24 V / rated value	A	20
• at 110 V / rated value	A	12
• at DC-3 / at DC-5		
• at 24 V / rated value	A	20
• at 110 V / rated value	A	0.35
• with 3 current paths in series		
• at DC-1		
• at 24 V / rated value	A	20
• at 110 V / rated value	A	20
• at DC-3 / at DC-5		
• at 24 V / rated value	A	20
• at 110 V / rated value	A	20
<b>Service power</b>		
• at AC-1 / at 400 V / rated value	kW	13
• at AC-2 / at 400 V / rated value	kW	4
• at AC-3		
• at 400 V / rated value	kW	4
• at 500 V / rated value	kW	4.5
• at 690 V / rated value	kW	5.5
<b>Control circuit:</b>		
<b>Design of activation</b>		conventional
<b>Type of voltage / of the controlled supply voltage</b>		AC
<b>Control supply voltage frequency</b>		

• 1 / rated value	Hz	50
• 2 / rated value	Hz	60
<b>Control supply voltage / 1</b>		
• at 50 Hz / for AC		
• rated value	V	110
• at 60 Hz / for AC		
• rated value	V	110

#### Auxiliary circuit:

<b>Contact reliability / of the auxiliary contacts</b>		1 faulty switching per 100 million (17 V, 1 mA)
<b>Number of NC contacts / for auxiliary contacts</b>		
• instantaneous switching		0
• lagging switching		0
<b>Number of NO contacts / for auxiliary contacts</b>		
• instantaneous switching		1
• leading switching		0
<b>Operating current / of the auxiliary contacts</b>		
• at AC-12 / maximum	A	10
• at AC-15		
• at 230 V	A	6
• at 400 V	A	3
• at DC-12		
• at 60 V	A	6
• at 110 V	A	3
• at 220 V	A	1
• at DC-13		
• at 24 V	A	10
• at 60 V	A	2
• at 110 V	A	1
• at 220 V	A	0.3

#### Short-circuit:

<b>Design of the fuse link</b>		
• for short-circuit protection of the auxiliary switch / required		fuse gL/gG: 10 A
• for short-circuit protection of the main circuit		
• with type of assignment 1 / required		fuse gL/gG: 35 A
• at type of coordination 2 / required		fuse gL/gG: 20 A

#### Installation/mounting/dimensions:


<b>Type of mounting</b>		screw and snap-on mounting onto 35 mm standard mounting rail according to DIN EN 50022
-------------------------	--	--

series installation		Yes
Width	mm	45
Height	mm	57.5
Depth	mm	72
Distance, to be maintained, to earthed part / sideways	mm	6

#### Connection type:

Design of the electrical connection		
<ul style="list-style-type: none"> <li>• for main current circuit</li> <li>• for auxiliary and control current circuit</li> </ul>		screw-type terminals screw-type terminals
Identification number and letter for switching elements		10 E

#### Certificates/approvals:

General Product Approval	Functional Safety / Safety of Machinery
 CQC  CSA <a href="#">KETI</a> <a href="#">ROSTEST</a>  UL <a href="#">SUVA</a>	

#### Test Certificates

[Manufacturer](#)

#### Shipping Approval



#### Shipping Approval

other



#### Further information:

##### Information- and Downloadcenter (Catalogs, Brochures,...)

<http://www.siemens.com/industrial-controls/catalogs>

##### Industry Mall (Online ordering system)

<http://www.siemens.com/industrial-controls/mall>

##### CAX-Online-Generator

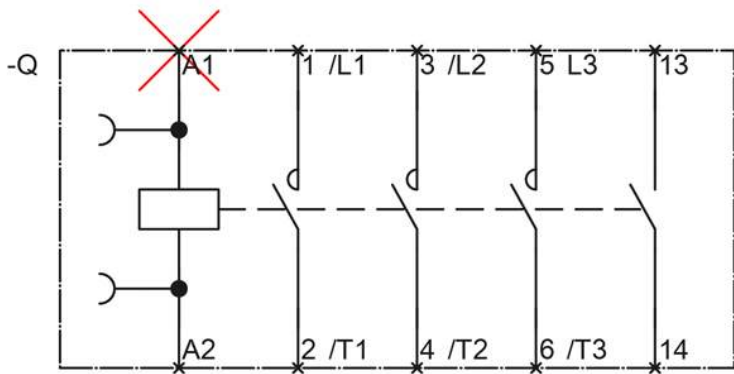
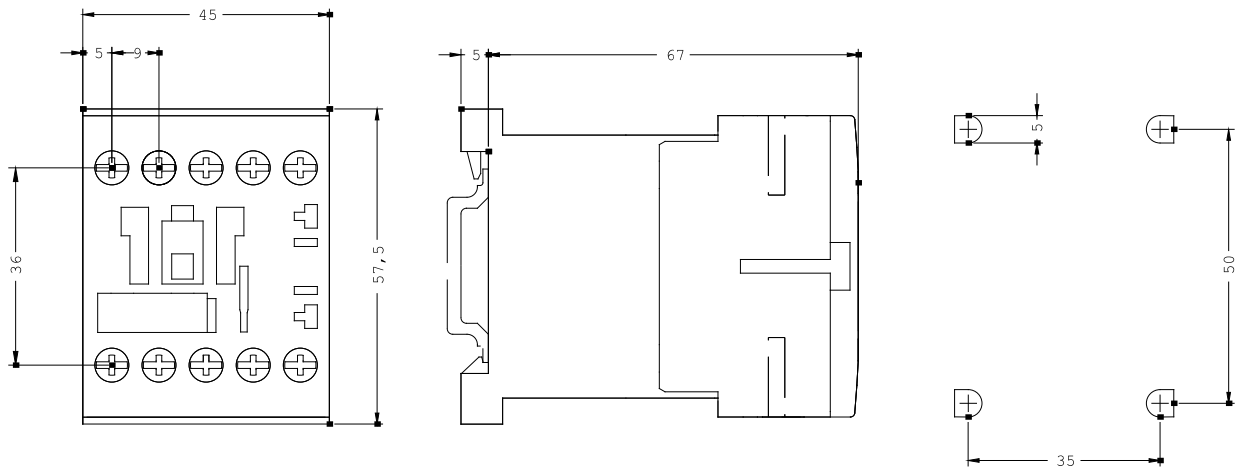
<http://www.siemens.com/cax>

##### Service&Support (Manuals, Certificates, Characteristics, FAQs,...)

<http://support.automation.siemens.com/WW/view/en/3RT1016-1AF01/all>

##### Image database (product images, 2D dimension drawings, 3D models, device circuit diagrams, ...)

[http://www.automation.siemens.com/bilddb/cax\\_en.aspx?mlfb=3RT1016-1AF01](http://www.automation.siemens.com/bilddb/cax_en.aspx?mlfb=3RT1016-1AF01)



last change:

Feb 10, 2012